

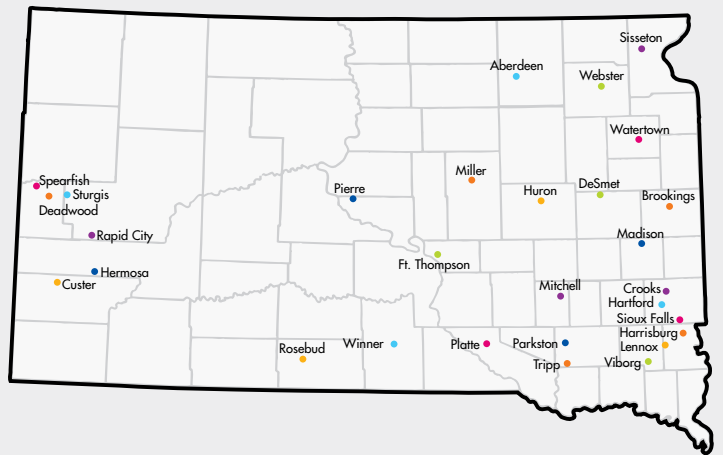


# OCTOBER 2014-DECEMBER 2018 PROGRAM REPORT

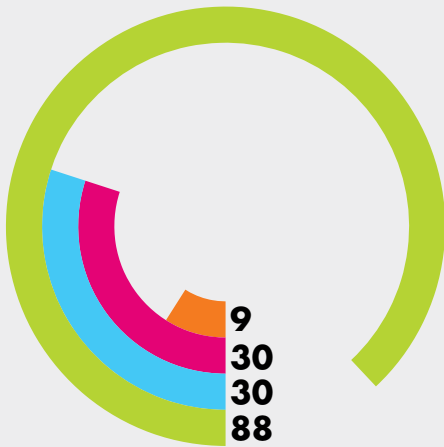
## PARTICIPANTS

**1319** people have attended a workshop...  
 ... of those who attended a workshop, **66%** have attended at least **4** out of the **6** sessions

## 142 WORKSHOPS HELD IN THE FOLLOWING COMMUNITIES

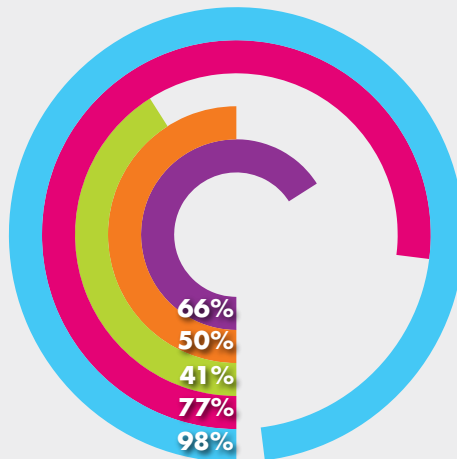


## 88 WORKSHOP LEADERS

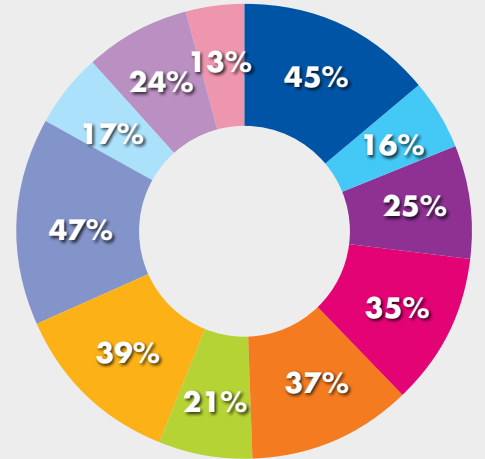


- Chronic Disease
- Chronic Pain
- Diabetes
- Worksites

## WHO HAS ATTENDED



- White
- Female
- Disabled
- Lives alone
- 60+ years old



- Arthritis
- Cancer
- Chronic Pain
- Depression
- Diabetes
- Heart Disease
- High Cholesterol
- High Blood Pressure
- Obesity
- Lung Disease
- Osteoporosis

[betterchoicesbetterhealthsd.org](http://betterchoicesbetterhealthsd.org)

